

DENVER REGIONAL COUNCIL OF GOVERNMENTS

FINANCIAL STATEMENTS

YEAR ENDED DECEMBER 31, 2020

DENVER REGIONAL COUNCIL OF GOVERNMENTS

Board of Officers

Ashley Stolzmann, Chair, City of Louisville
Kevin Flynn, Vice Chair, City of Denver
Steven Conklin, Secretary, City of Edgewater
Wynne Shaw, Treasurer, City of Lone Tree
John Diak, Immediate Past Chair, Town of Parker
Douglas W. Rex, Executive Director

Board of Directors

<u>Jurisdiction</u>	<u>Member</u>	<u>Jurisdiction</u>	<u>Member</u>
Adams County	Steve O'Doriso	Foxfield	Josie Cockrell
Arapahoe County	Jeff Baker	Frederick	Vacant
Arvada	Bob Fifer	Georgetown	Lynette Kelsey
Aurora	Alison Coombs	Gilpin County	Web Sill
Bennett	Larry Vittum	Glendale	Rachel Binkley
Black Hawk	David Spellman	Golden	James Dale
Boulder	Aaron Brockett	Greenwood Village	George Lantz
Boulder County	Claire Levy	Idaho Springs	Michael Hillman
Bow Mar	Margo Ramsden	Jefferson County	Tracy Kraft-Tharp
Brighton	Adam Cushing	Lafayette	Stephanie Walton
Broomfield	William Lindstedt	Lakewood	Jacob LaBure
Castle Pines	Deborah Mulvey	Larkspur	Vacant
Castle Rock	Jason Gray	Littleton	Karina Elrod
Centennial	Tammy Maurer	Lochbuie	James Kuemmerle
Central City	Kara Tinucci	Lone Tree	Wynne Shaw
Cherry Hills Village	Randy Weil	Longmont	Joan Peck
Clear Creek County	Randy Wheelock	Louisville	Ashley Stolzmann
Columbine Valley	Roy Palmer	Lyons	Nicholas Angelo
Commerce City	Nicole Frank	Mead	Colleen Whitlow
Dacono	Kathryn Wittman	Morrison	Paul Sutton
Deer Trail	Vacant	Nederland	Kristopher Larsen
Denver	Kevin Flynn	Northglenn	Julie Duran Mullica
	Nicholas Williams	Parker	John Diak
Douglas County	George Teal	Sheridan	Sally Daigle
Edgewater	Steven Conklin	Silver Plume	Vacant
Empire	Vacant	Superior	Neal Shah
Englewood	Linda Olson	Thornton	Jessica Sandgren
Erie	Bill Gippe	Westminster	Herb Atchison
Federal Heights	Linda Montoya	Wheat Ridge	Bud Starker
Firestone	Don Conyac		

Governor's Non-Voting Appointees

Rebecca White, Colorado Dept. of Transportation
Adam Zarrin, Governor's Office

Regional Transportation District Non-Voting Appointee

Bill Van Meter, Regional Transportation District

**DENVER REGIONAL COUNCIL OF GOVERNMENTS
TABLE OF CONTENTS
YEAR ENDED DECEMBER 31, 2020**

INDEPENDENT AUDITORS' REPORT	1
MANAGEMENT'S DISCUSSION AND ANALYSIS	4
FINANCIAL STATEMENTS	
STATEMENT OF NET POSITION	12
STATEMENTS OF ACTIVITIES	13
BALANCE SHEET GOVERNMENTAL FUND – GENERAL FUND	14
RECONCILIATION OF THE GOVERNMENTAL FUND BALANCE SHEET TO THE STATEMENT OF NET POSITION	15
STATEMENT OF REVENUES, EXPENDITURES AND CHANGES IN FUND BALANCE GOVERNMENTAL FUND – GENERAL FUND	16
RECONCILIATION OF THE STATEMENT OF REVENUES, EXPENDITURES AND CHANGES IN FUND BALANCE OF THE GOVERNMENTAL FUND TO THE STATEMENT OF ACTIVITIES	17
GENERAL FUND STATEMENT OF REVENUES, EXPENDITURES AND CHANGES IN FUND BALANCE – BUDGET TO ACTUAL	18
NOTES TO FINANCIAL STATEMENTS	19
SUPPLEMENTAL INFORMATION	
INDEPENDENT AUDITORS' REPORT ON INTERNAL CONTROL OVER FINANCIAL REPORTING AND ON COMPLIANCE AND OTHER MATTERS BASED ON AN AUDIT OF FINANCIAL STATEMENTS PERFORMED IN ACCORDANCE WITH GOVERNMENT AUDITING STANDARDS	30
INDEPENDENT AUDITORS' REPORT ON COMPLIANCE FOR EACH MAJOR FEDERAL PROGRAM, REPORT ON INTERNAL CONTROL OVER COMPLIANCE AND REPORT ON THE SCHEDULE OF EXPENDITURES OF FEDERAL AWARDS REQUIRED BY THE UNIFORM GUIDANCE	32
SCHEDULE OF EXPENDITURES OF FEDERAL AWARDS	34
NOTES TO SCHEDULE OF EXPENDITURES OF FEDERAL AWARDS	35
SCHEDULE OF FINDINGS AND QUESTIONED COSTS	36



INDEPENDENT AUDITORS' REPORT

Finance and Budget Committee of the Board of Directors
Denver Regional Council of Governments
Denver, Colorado

Report on the Financial Statements

We have audited the accompanying financial statements of the governmental activities and the major fund of the Denver Regional Council of Governments, as of and for the year ended December 31, 2020, and the related notes to the financial statements, which collectively comprise the entity's basic financial statements as listed in the table of contents.

Management's Responsibility for the Financial Statements

Management is responsible for the preparation and fair presentation of these financial statements in accordance with accounting principles generally accepted in the United States of America; this includes the design, implementation, and maintenance of internal control relevant to the preparation and fair presentation of financial statements that are free from material misstatement, whether due to fraud or error.

Auditors' Responsibility

Our responsibility is to express opinions on these financial statements based on our audit. We conducted our audit in accordance with auditing standards generally accepted in the United States of America and the standards applicable to financial audits contained in *Governmental Auditing Standards*, issued by the Comptroller General of the United States. Those standards require that we plan and perform the audit to obtain reasonable assurance about whether the financial statements are free from material misstatement.

An audit involves performing procedures to obtain audit evidence about the amounts and disclosures in the financial statements. The procedures selected depend on the auditors' judgment, including the assessment of the risks of material misstatement of the financial statements, whether due to fraud or error. In making those risk assessments, the auditor considers internal control relevant to the entity's preparation and fair presentation of the financial statements in order to design audit procedures that are appropriate in the circumstances, but not for the purpose of expressing an opinion on the effectiveness of the entity's internal control. Accordingly, we express no such opinion. An audit also includes evaluating the appropriateness of accounting policies used and the reasonableness of significant accounting estimates made by management, as well as evaluating the overall presentation of the financial statements.

We believe that the audit evidence we have obtained is sufficient and appropriate to provide a basis for our audit opinions.

Opinions

In our opinion, the financial statements referred to above present fairly, in all material respects, the respective financial position of the governmental activities and the major fund of Denver Regional Council of Governments as of December 31, 2020, and the respective changes in financial position and the budgetary comparison of the General Fund for the year then ended in accordance with accounting principles generally accepted in the United States of America.

Emphasis of a Matter

Correction of an error

As discussed in Note 1 to the financial statements, Denver Regional Council of Governments restated its net position for governmental activities and its fund balance for the General Fund due to a correction of an error relating to adjustments for proper cash reconciliations. Our opinion was not modified with respect to these misstatements.

Other Matters

Required Supplementary Information

Accounting principles generally accepted in the United States of America require that the management's discussion and analysis on pages 4-11 be presented to supplement the basic financial statements. Such information, although not a part of the basic financial statements, is required by the Governmental Accounting Standards Board who considers it to be an essential part of financial reporting for placing the basic financial statements in an appropriate operational, economic, or historical context. We have applied certain limited procedures to the required supplementary information in accordance with auditing standards generally accepted in the United States of America, which consisted of inquiries of management about the methods of preparing the information and comparing the information for consistency with management's responses to our inquiries, the basic financial statements, and other knowledge we obtained during our audit of the basic financial statements. We do not express an opinion or provide any assurance on the information because the limited procedures do not provide us with sufficient evidence to express an opinion or provide any assurance.

Other Information

Our audit was conducted for the purpose of forming opinions on the financial statements that collectively comprise the Denver Regional Council of Governments' basic financial statements. The schedule of expenditures of federal awards, as required by Title 2 U.S. *Code of Federal Regulations* Part 200, *Uniform Administrative Requirements, Cost Principles, and Audit Requirements for Federal Awards*, is presented for purposes of additional analysis and is not a required part of the basic financial statements.

The schedule of expenditures of federal awards is the responsibility of management and was derived from and relates directly to the underlying accounting and other records used to prepare the basic financial statements. Such information has been subjected to the auditing procedures applied in the audit of the basic financial statements and certain additional procedures, including comparing and reconciling such information directly to the underlying accounting and other records used to prepare the basic financial statements or to the basic financial statements themselves, and other additional procedures in accordance with auditing standards generally accepted in the United States of America. In our opinion, the schedule of expenditures of federal awards is fairly stated, in all material respects, in relation to the basic financial statements as a whole.

Other Reporting Required by Government Auditing Standards

In accordance with *Government Auditing Standards*, we have also issued our report dated April 6, 2021 on our consideration of Denver Regional Council of Governments' internal control over financial reporting and on our tests of its compliance with certain provisions of laws, regulations, contracts, and grant agreements and other matters. The purpose of that report is solely to describe the scope of our testing of internal control over financial reporting and compliance and the results of that testing, and not to provide an opinion on the effectiveness of the District's internal control over financial reporting or on compliance. That report is an integral part of an audit performed in accordance with *Government Auditing Standards* in considering Denver Regional Council of Governments' internal control over financial reporting and compliance.



CliftonLarsonAllen LLP

Broomfield, Colorado
April 6, 2021

**DENVER REGIONAL COUNCIL OF GOVERNMENTS
MANAGEMENT'S DISCUSSION AND ANALYSIS
AS OF AND FOR THE YEAR ENDED DECEMBER 31, 2020**

As management of the Denver Regional Council of Governments (DRCOG), Denver, Colorado, we offer readers of DRCOG's basic financial statements this narrative overview and analysis of the financial activities of DRCOG for the fiscal year ended December 31, 2020.

Financial Highlights

- The assets of DRCOG exceeded its liabilities at the close of 2020 by \$10,035,429. Of this total, \$9,971,319 or 98.36%, is unrestricted and may be used to meet DRCOG's obligations to the public and creditors.
- DRCOG's total net position increased \$1,561,029.
- The total cost of DRCOG's programs increased \$2,413,404 or 6.62%, compared to 2019.
- Total revenues increased \$2,659,427 or 7.04%, compared to 2019.
- The General Fund reported a fund balance of \$10,872,989 as of December 31, 2020, an increase of \$1,884,605. Of this amount, \$7,354,950, or 67.64% is unassigned.

Overview of the Financial Statements

This discussion and analysis are intended to serve as an introduction to DRCOG's basic financial statements. DRCOG's basic financial statements comprise three components: 1) government-wide financial statements, 2) fund financial statements, and 3) notes to the financial statements. This report also contains other supplementary information in addition to the basic financial statements themselves.

Government-wide Financial Statements

The *government-wide financial statements* are designed to provide readers with a broad overview of DRCOG's finances, in a manner similar to a private-sector business. The government-wide financial statements include the statement of net position and the statement of activities.

The *statement of net position* presents information on all of DRCOG's assets and liabilities, with the difference between the two reported as *net position*. Over time, increases or decreases in net position may serve as a useful indicator of whether the financial position of DRCOG is improving or deteriorating.

The *statement of activities* presents information showing how DRCOG's net position changed during the most recent fiscal year. All changes in net position are reported as soon as the underlying event giving rise to the change occurs, *regardless of the timing of related cash flows*. Thus, revenues and expenses are reported in this statement for some items that will only result in cash flows in future fiscal periods (e.g., unused compensated absences).

Fund Financial Statements

A *fund* is a grouping of related accounts that is used to maintain control over resources that have been segregated for specific activities or objectives. DRCOG uses fund accounting to ensure and demonstrate compliance with finance-related legal requirements.

**DENVER REGIONAL COUNCIL OF GOVERNMENTS
MANAGEMENT'S DISCUSSION AND ANALYSIS
AS OF AND FOR THE YEAR ENDED DECEMBER 31, 2020**

Governmental funds. *Governmental funds* are used to account for essentially the same functions as *governmental activities* in the government-wide financial statements. However, unlike the government-wide financial statements, governmental fund financial statements focus on *near-term inflows and outflows of spendable resources*, as well as on *balances of spendable resources* available at the end of the year. Such information may be useful in evaluating a government's near-term financing requirements.

Because the focus of governmental funds is narrower than that of the government-wide financial statements, it is useful to compare the information presented for *governmental funds* with similar information presented for *governmental activities* in the government-wide financial statements. By doing so, readers may better understand the long-term impact of the government's near-term financing decisions. Both the governmental fund balance sheet and the governmental fund statement of revenues, expenditures, and changes in fund balances provide a reconciliation to facilitate this comparison between *governmental funds* and *governmental activities*.

DRCOG maintains one governmental fund. Information is presented separately in the governmental fund balance sheet and in the governmental fund statement of revenues, expenditures, and changes in fund balance for the General Fund, which is considered to be a major fund.

DRCOG adopts an annual appropriated budget for its General Fund. A budgetary comparison statement has been provided for the General Fund to demonstrate compliance with the budget.

Notes to the financial statements. The notes to the basic financial statements provide additional information that is essential to a full understanding of the data provided in the government-wide and fund financial statements.

Supplemental information. In addition to the basic financial statements and accompanying notes, this report also presents certain reports required by the Uniform Grant Guidance.

Government-wide Financial Analysis

Analysis of Net Position

As noted earlier, net position may serve over time as a useful indicator of a government's financial position. The analysis below focuses on the net position and changes in net position of DRCOG's governmental activities. At the end of the current fiscal year, DRCOG is able to report positive balances in all categories of net position.

Table 1 presents an analysis of DRCOG's net position as of December 31, 2020. DRCOG's assets exceeded liabilities and deferred inflows by \$10,035,429 at the close of 2020. Total net position increased by \$1,561,029 in 2020. The increase is comprised of the following:

- Total assets increased from \$13,171,628 to \$15,611,305. This mainly included an increase in cash and investments of \$2,486,457.
- Total liabilities increased from \$4,494,792 to \$5,575,876.

**DENVER REGIONAL COUNCIL OF GOVERNMENTS
MANAGEMENT'S DISCUSSION AND ANALYSIS
AS OF AND FOR THE YEAR ENDED DECEMBER 31, 2020**

**Table 1
Denver Regional Council of Governments
Summary of Net Position**

	Governmental Activities	
	2020	2019
Assets		
Current Assets	\$ 15,574,828	\$ 13,088,371
Capital Assets	36,477	83,257
Total Assets	<u>15,611,305</u>	<u>13,171,628</u>
Liabilities		
Current Liabilities	5,392,726	4,284,702
Long-Term Liabilities	183,150	210,090
Total Liabilities	<u>5,575,876</u>	<u>4,494,792</u>
Net Position		
Investment in Capital Assets	36,477	83,257
Restricted	27,633	-
Unrestricted	9,971,319	8,593,579
Total Net Position	<u>\$ 10,035,429</u>	<u>\$ 8,676,836</u>

The largest portion of DRCOG's net position amounting to \$9,971,319 is unrestricted and may be used to meet DRCOG's obligations to the public and creditors.

Analysis of Changes in Net Position

As presented in Table 2, DRCOG's overall net position increased \$1,561,029 compared to an increase of \$1,315,006 during 2019.

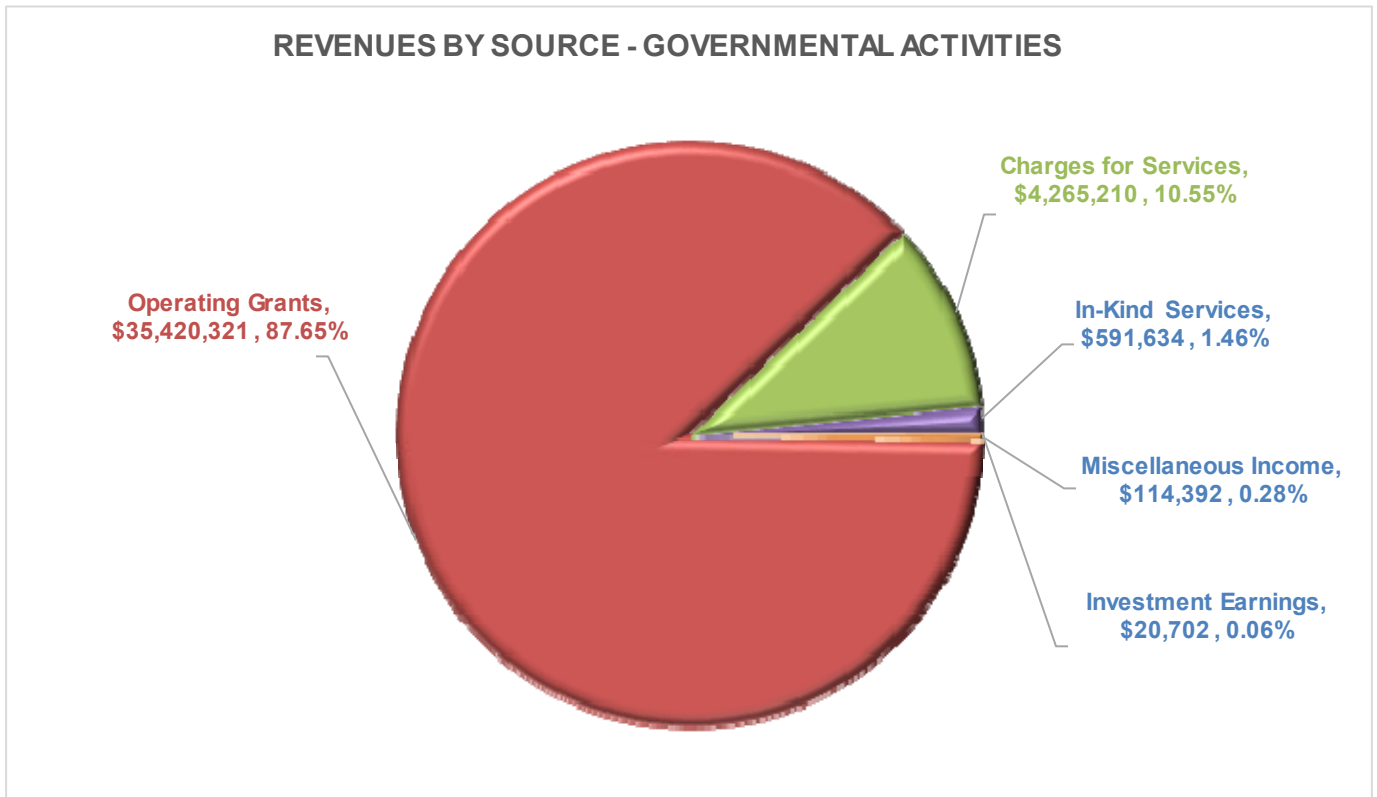
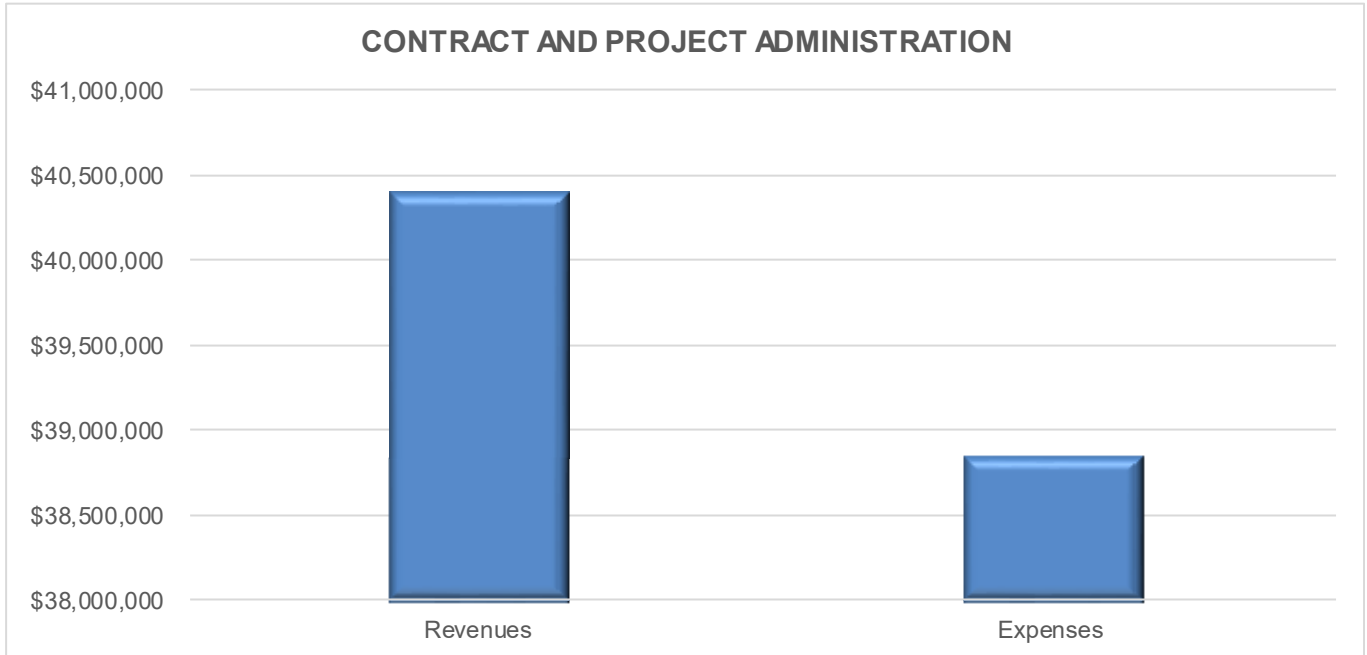
Governmental revenues increased \$2,659,427 or 7.04% compared to 2019. The increase was due primarily to increases in Operating Grants and Contributions. Governmental expenses increased \$2,413,404, or 6.62% from 2019. The increase was due primarily to increases in salaries and benefits related to federal grants and consulting and other contractual expenditures related to grants.

**Table 2
Denver Regional Council of Governments
Summary of Changes in Net Position**

	Governmental Activities	
	2020	2019
Revenues		
Program Revenues		
Charges for Services	\$ 4,265,210	\$ 2,902,871
Operating Grants and Contributions	35,420,321	33,952,801
General Revenues		
In-Kind Services	591,634	692,570
Net Investment Income	20,702	65,459
Miscellaneous Income	114,392	139,131
Total Revenues	<u>40,412,259</u>	<u>37,752,832</u>
Expenses		
Contract and Project Administration	<u>38,851,230</u>	<u>36,437,826</u>
Change in Net Position	1,561,029	1,315,006
Net Position - Beginning, restated	8,676,836	7,361,830
Net Position - Ending	<u>\$ 10,237,865</u>	<u>\$ 8,676,836</u>

**DENVER REGIONAL COUNCIL OF GOVERNMENTS
 MANAGEMENT'S DISCUSSION AND ANALYSIS
 AS OF AND FOR THE YEAR ENDED DECEMBER 31, 2020**

The following graph provides visual representations of the expenses and revenues for governmental activities for 2020.



**DENVER REGIONAL COUNCIL OF GOVERNMENTS
MANAGEMENT'S DISCUSSION AND ANALYSIS
AS OF AND FOR THE YEAR ENDED DECEMBER 31, 2020**

Financial Analysis of DRCOG's Fund

As noted earlier, DRCOG uses fund accounting to ensure and demonstrate compliance with finance-related legal requirements.

The focus of DRCOG's *governmental fund* is to provide information on near-term inflows, outflows, and balances of *spendable resources*. This information is necessary to assess DRCOG's financing requirements. Types of governmental funds reported by DRCOG include the General Fund. In particular, *unassigned fund balance* may serve as a useful measure of a government's net resources available for spending at the end of the year.

The General Fund is the primary operating fund of DRCOG. At December 31, 2020, the General Fund reported ending fund balances of \$10,872,989 an increase of \$1,884,605 compared to 2019 of \$8,988,384.

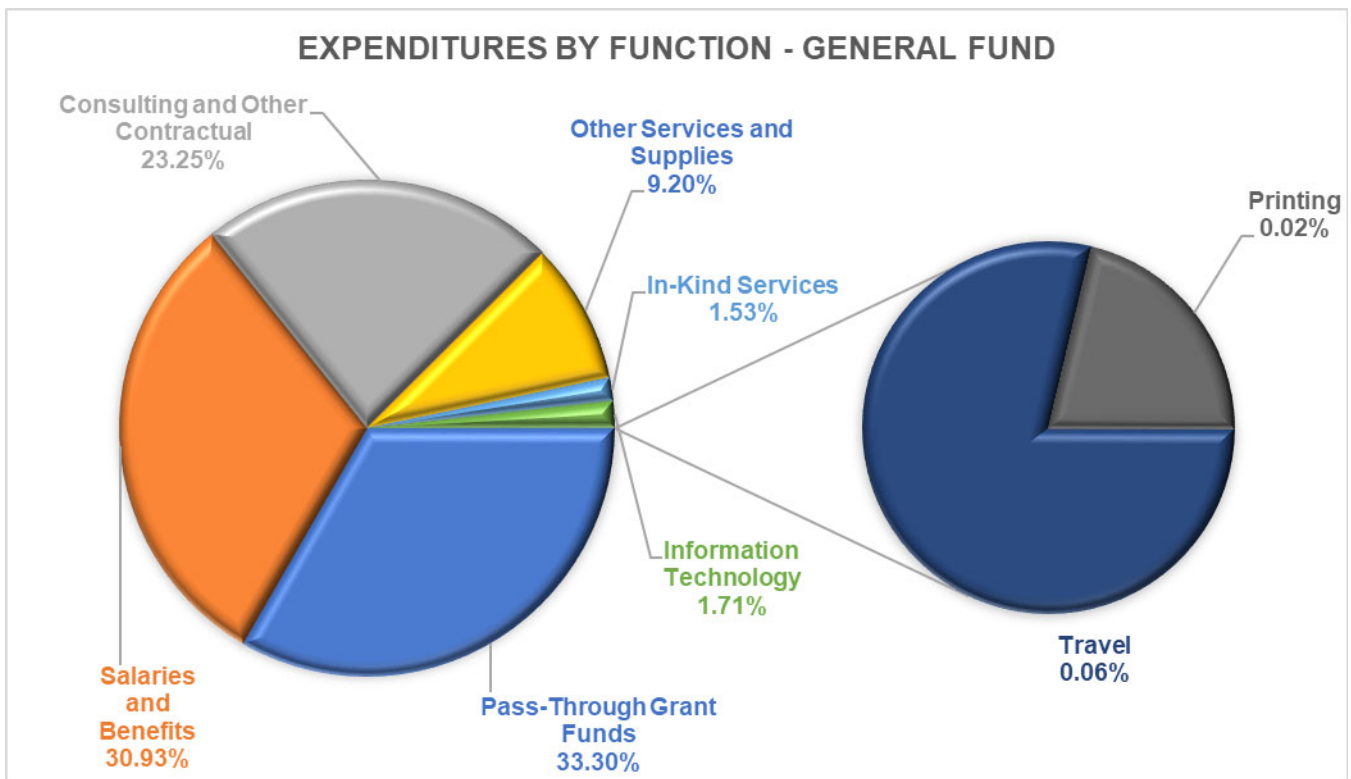
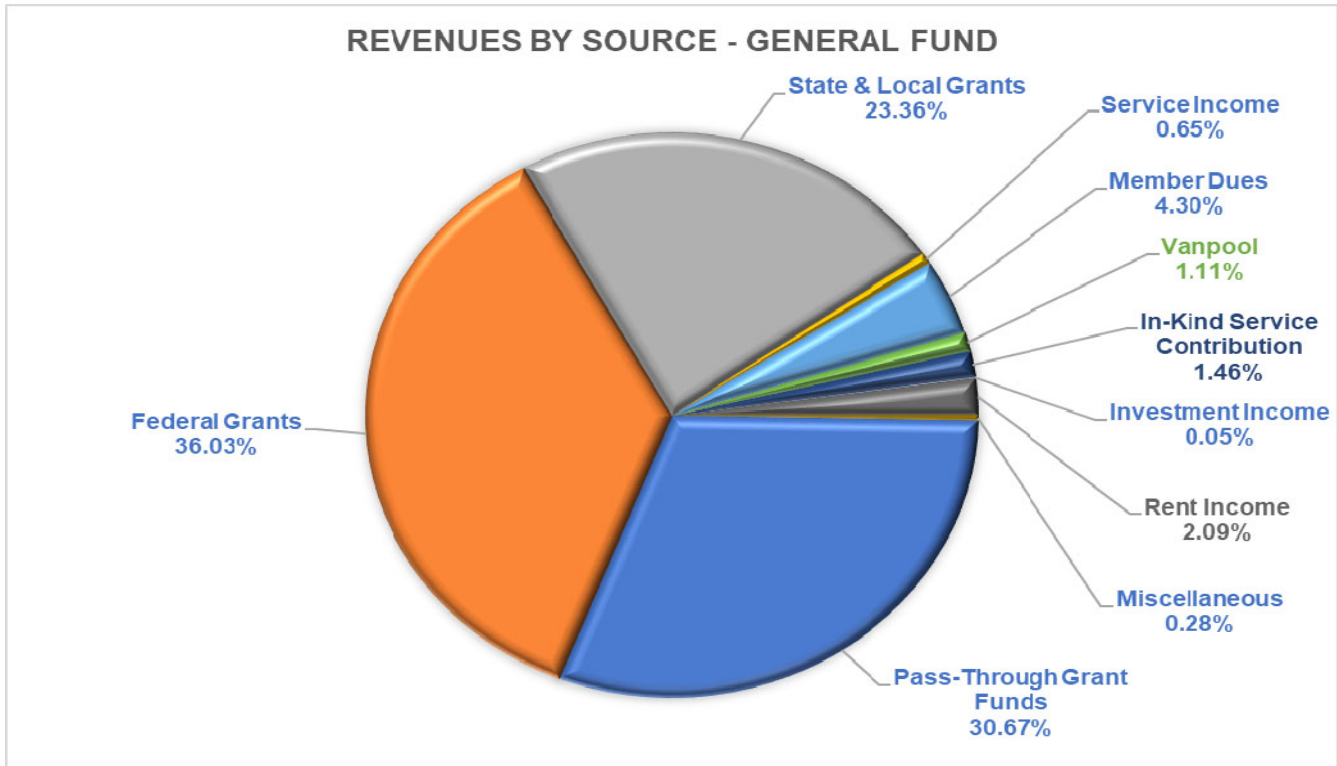
\$7,354,950 or 67.6%, constitutes *unassigned fund balance*, which is available for spending at DRCOG's discretion. Management and the Board of Directors have assigned \$3,395,254 as follows:

	<u>Balance 12/31/2019</u>	<u>Additions/ Deletions</u>	<u>Balance 12/31/2020</u>
Denver Regional Aerial Photography Program (DRAPP)	\$ 942,183	\$ 177,549	\$ 1,119,732
Vanpool	598,701	-	598,701
Way to Go	1,538,314	138,507	1,676,821
	<u>\$ 3,079,198</u>	<u>\$ 316,056</u>	<u>\$ 3,395,254</u>

As a measure of the General Fund's liquidity, it may be useful to compare total fund balance to total fund expenditures. Fund balance represents 28.1% of total General Fund expenditures compared to 25.2% in 2019.

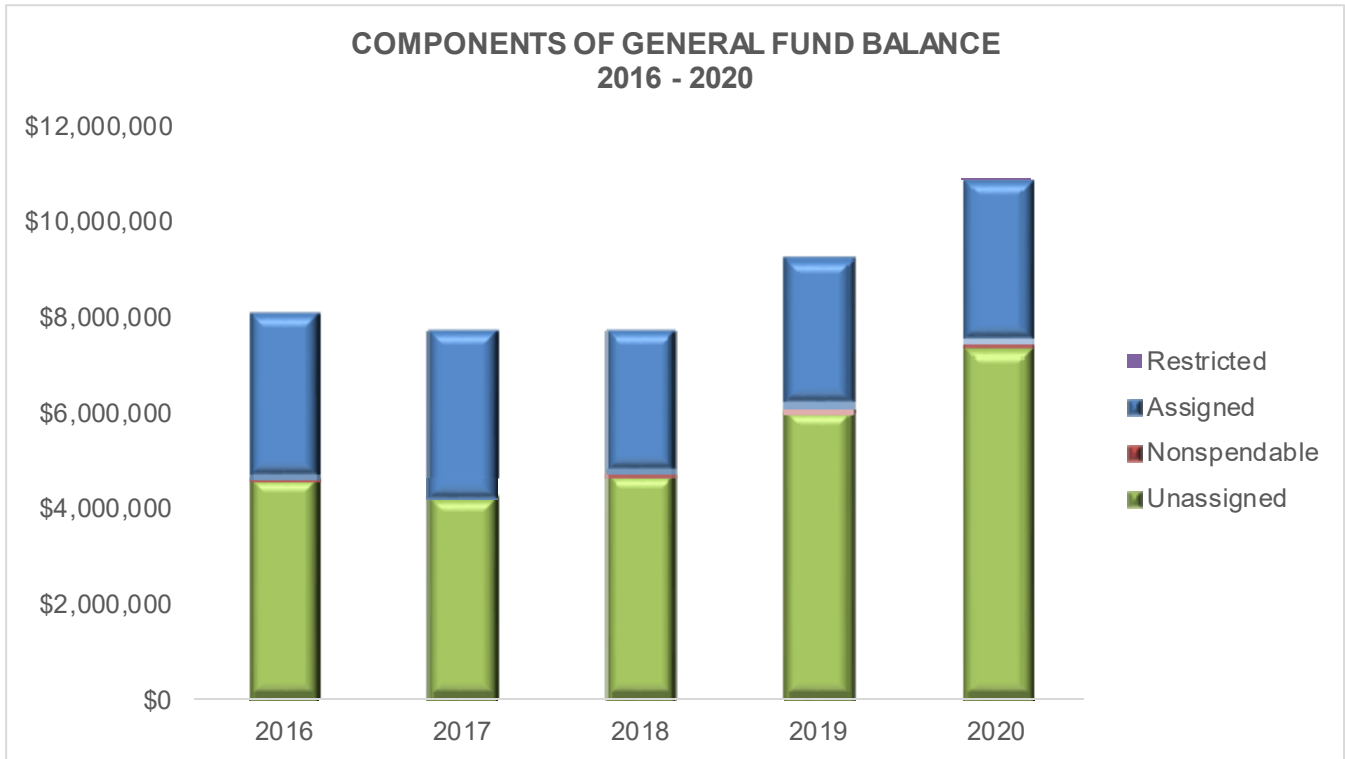
**DENVER REGIONAL COUNCIL OF GOVERNMENTS
MANAGEMENT'S DISCUSSION AND ANALYSIS
AS OF AND FOR THE YEAR ENDED DECEMBER 31, 2020**

The following graphs provide visual representations of the expenditures and revenues for the General Fund for 2020.



**DENVER REGIONAL COUNCIL OF GOVERNMENTS
MANAGEMENT'S DISCUSSION AND ANALYSIS
AS OF AND FOR THE YEAR ENDED DECEMBER 31, 2020**

Fund Balance represents the accumulated excess of revenues over expenditures and therefore reflects cumulative results over time. Total Fund Balance consists of nonspendable, assigned and unassigned portions. Only the unassigned portions are available to finance future operations.



Budgetary Highlights

A budgetary comparison statement is part of the Basic Financial Statements. During the year, DRCOG did not exceed budgeted appropriations.

Capital Assets Administration

As can be seen from the table below, DRCOG's investment in capital assets as of December 31, 2020 amounts to \$36,477 (net of accumulated depreciation). This investment in capital assets includes vehicles, equipment and furniture and fixtures. There was no major change to DRCOG's capital assets apart from the current year depreciation expense.

	Governmental Activities	
	2020	2019
Electronic Equipment and Software	\$ -	\$ 38,794
Furniture, Fixtures, Vehicles and Equipment	36,477	44,463
	<u>\$ 36,477</u>	<u>\$ 83,257</u>

Additional information on capital assets can be found in the notes to the financial statements (Note 3).

**DENVER REGIONAL COUNCIL OF GOVERNMENTS
MANAGEMENT'S DISCUSSION AND ANALYSIS
AS OF AND FOR THE YEAR ENDED DECEMBER 31, 2020**

Economic Factors and Next Year's Budgets and Rates

Like most states, Colorado has felt the impact of COVID 19 on its economy. In 2021 Colorado is only expected to add 40,500 jobs to the economy. This 1% growth is less than one third of the jobs lost in 2020. A large percentage of the jobs created will be in the hospitality industry. Similarly, Colorado's population growth will also slow as only 53,000 are expected to be added to Colorado's population; the lowest since 2003. On a positive note, Colorado continues to be a desirable state for business operations. Bloomberg rates Colorado the 10th most innovative economy in the country. The indirect rate for DRCOG is expected to increase slightly in July 2021.

Requests for Information

This financial report is designed to provide a general overview of DRCOG's finances for all those with an interest in DRCOG's finances. Questions concerning any of the information provided in this report or requests for additional financial information should be addressed to the Denver Regional Council of Governments, 1001 17th Street, Suite 700, Denver, Colorado 80202.

**DENVER REGIONAL COUNCIL OF GOVERNMENTS
STATEMENT OF NET POSITION
DECEMBER 31, 2020**

ASSETS

Current Assets:	
Cash & Investments	\$ 7,346,804
Contracts Receivable	
Federal Grants	5,303,804
State Grants	2,216,732
Local Grants	568,111
Accounts Receivable	44,225
Prepaid Expense	95,152
Total Current Assets	15,574,828
Noncurrent Assets:	
Depreciable Assets	524,063
Accumulated Depreciation	(487,586)
Total Noncurrent Assets	36,477
Total Assets	\$ 15,611,305

LIABILITIES AND NET POSITION

LIABILITIES

Current Liabilities:	
Accounts Payable	\$ 4,445,133
Accrued Wages and Related Liabilities	253,886
Unearned Revenue	2,820
Compensated Absences	690,887
Total Current Liabilities	5,392,726
Non-Current Liabilities:	
Compensated Absences - Long-Term	183,150
Total Non-Current Liabilities	183,150
Total Liabilities	\$ 5,575,876

NET POSITION

Investment in Capital Assets	36,477
Restricted	27,633
Unrestricted	9,971,319
Total Net Position	10,035,429
Total Liabilities and Net Position	\$ 15,611,305

See accompanying Notes to Financial Statements.

**DENVER REGIONAL COUNCIL OF GOVERNMENTS
STATEMENT OF ACTIVITIES
FOR THE YEAR ENDED DECEMBER 31, 2020**

Function/Program Activities	Expenses	Program Revenues		Net (Expense) Revenues and Changes in Net Position
		Permits, Fees, and Charges for Services	Operating Grants and Contributions	
Governmental Activities:				
Contract and Project Administration	\$ 38,851,230	\$ 4,265,210	\$ 35,420,321	\$ 834,301
Total Governmental Activities	<u>\$ 38,851,230</u>	<u>\$ 4,265,210</u>	<u>\$ 35,420,321</u>	834,301
GENERAL REVENUES				
In-Kind Services				591,634
Net Investment Income				20,702
Miscellaneous Income				114,392
Total General Revenues				<u>726,728</u>
CHANGE IN NET POSITION				1,561,029
Net Position - Beginning of Year, Restated				<u>8,474,400</u>
NET POSITION - END OF YEAR				<u>\$ 10,035,429</u>

See accompanying Notes to Financial Statements.

**DENVER REGIONAL COUNCIL OF GOVERNMENTS
BALANCE SHEET
GOVERNMENTAL FUND – GENERAL FUND
DECEMBER 31, 2020**

ASSETS

Cash & Investments	7,346,804
Contracts Receivable	
Federal Grants	5,303,804
State Grants	2,216,732
Local Grants and Service Contracts	568,111
Accounts Receivable	44,225
Prepaid Items	<u>95,152</u>
 Total Assets	 <u><u>\$ 15,574,828</u></u>

LIABILITIES AND FUND BALANCE

LIABILITIES

Accounts Payable	\$ 4,445,133
Accrued Wages and Related Liabilities	253,886
Unearned Revenue	<u>2,820</u>
Total Liabilities	<u><u>4,701,839</u></u>

FUND BALANCE

Nonspendable	
Prepaid Items	95,152
Restricted	
Rose Foundation Grant	27,633
Assigned	
Denver Regional Aerial Photography Program (DRAPP)	1,119,732
Vanpool	598,701
Way to Go	1,676,821
Unassigned	<u>7,354,950</u>
Total Fund Balance	<u><u>10,872,989</u></u>
 Total Liabilities and Fund Balance	 <u><u>\$ 15,574,828</u></u>

**DENVER REGIONAL COUNCIL OF GOVERNMENTS
RECONCILIATION OF THE GOVERNMENTAL FUND
BALANCE SHEET TO THE STATEMENT OF NET POSITION
DECEMBER 31, 2020**

Total Fund Balance - Governmental Fund \$ 10,872,989

Total net position reported for governmental activities in the statement of net position is different because:

Capital assets used in governmental activities are not financial resources and therefore are not reported in the funds.

Capital Assets, Net of \$487,586 Accumulated Depreciation 36,477

Long-term liabilities applicable to DRCOG's governmental activities are not due and payable in the current period and accordingly are not reported as fund liabilities. All liabilities - both current and long-term - are reported in the statement of net position.

Balances are December 31, 2020 are:

Compensated Absences (874,037)

Net Position - Governmental Activities \$ 10,035,429

**DENVER REGIONAL COUNCIL OF GOVERNMENTS
STATEMENT OF REVENUES, EXPENDITURES AND CHANGES IN FUND BALANCE
GOVERNMENTAL FUND – GENERAL FUND
FOR THE YEAR ENDED DECEMBER 31, 2020**

REVENUES

Participating Member Dues	\$ 1,740,031
Federal Grants	14,595,613
State Grants	7,766,709
Local Grants	282,876
In-Kind Service Contribution	591,634
Vanpool	450,835
Denver Regional Aerial Photography Program (DRAPP)	1,414,982
Service Income:	
EcoPass	220,964
Other	42,073
Investment Income	20,702
Rent Income	847,160
Miscellaneous Income	114,392
Pass-Through Grant Funds	<u>12,425,995</u>
 Total Revenues	 40,513,966

EXPENDITURES

Current	
Salaries and Benefits	11,947,348
Other Contractual Services	
Pass-Through Grant Funds	12,864,122
Consulting and Other Contractual	8,979,755
In-Kind Services	591,634
Travel	23,545
Printing Services	6,377
Information Technology Services	661,250
Other Services and Supplies	<u>3,555,330</u>
 Total Expenditures	 <u>38,629,361</u>

NET CHANGE IN FUND BALANCES

1,884,605

Fund Balance - Beginning of Year, Restated

8,988,384

FUND BALANCES - END OF YEAR

\$ 10,872,989

**DENVER REGIONAL COUNCIL OF GOVERNMENTS
RECONCILIATION OF THE STATEMENT OF REVENUES, EXPENDITURES AND CHANGES IN
FUND BALANCE OF THE GOVERNMENTAL FUND TO THE STATEMENT OF ACTIVITIES
FOR THE YEAR ENDED DECEMBER 31, 2020**

Net Change in Fund Balance - Governmental Fund \$ 1,884,605

Amounts reported for governmental activities in the statement of activities are different because:

Governmental funds report capital outlays as expenditures. However, in the statement of activities the cost of those assets is allocated over their estimated useful lives and reported as depreciation expense. This is the amount by which depreciation expense exceeded capital outlays in the current period. (46,780)

Deferred inflows related to revenue that is not received within 90 days after the end of the year are considered unavailable revenue and therefore are not reported in the statement of revenues, expenditures, and changes in fund balance of the governmental fund. (101,707)

Some expenses reported in the statement of activities do not require the use of current financial resources and therefore are not reported as expenditures in governmental funds.

Adjustment to Compensated Absences Liability (175,089)

Change in Net Position - Governmental Activities \$ 1,561,029

**STATEMENT OF REVENUES, EXPENDITURES AND
CHANGES IN FUND BALANCE – BUDGET TO ACTUAL
GENERAL FUND
FOR THE YEAR ENDED DECEMBER 31, 2020**

	Original and Final Budget	Actual Amounts	Variance with Final Budget - Positive (Negative)
REVENUES			
Participating Member Dues	\$ 1,760,800	\$ 1,740,031	\$ (20,769)
Federal Grants	16,985,656	14,595,613	(2,390,043)
State Grants	4,270,462	7,766,709	3,496,247
Local Grants	2,975,445	282,876	(2,692,569)
In-Kind Service Contribution	1,067,654	591,634	(476,020)
Vanpool	1,337,665	450,835	(886,830)
Denver Regional Aerial Photography Program (DRAPP)	1,499,780	1,414,982	(84,798)
Service Income:			
EcoPass	100,000	220,964	120,964
Other	-	42,073	42,073
Investment Income	30,000	20,702	(9,298)
Rent Income	-	847,160	847,160
Miscellaneous Income	-	114,392	114,392
Pass-Through Grant Funds	14,128,425	12,425,995	(1,702,430)
Total Revenues	<u>44,155,887</u>	<u>40,513,966</u>	<u>(3,641,921)</u>
EXPENDITURES			
Current			
Salaries and Benefits	14,293,255	11,947,348	2,345,907
Other Contractual Services			
Pass-Through Grant Funds	14,128,425	12,864,122	1,264,303
Consulting and Other Contractual	8,492,667	8,979,755	(487,088)
In-Kind Services	779,446	591,634	187,812
Travel	233,200	23,545	209,655
Printing Services	89,364	6,377	82,987
Information Technology Services	242,213	661,250	(419,037)
Other Services and Supplies	2,989,872	3,555,330	(565,458)
Capital Outlay	40,000	-	40,000
Total Expenditures	<u>41,288,442</u>	<u>38,629,361</u>	<u>2,659,081</u>
NET CHANGE IN FUND BALANCE	2,867,445	1,884,605	(982,840)
Fund Balance - Beginning of Year, as restated	<u>8,050,121</u>	<u>8,988,384</u>	<u>938,263</u>
FUND BALANCE - END OF YEAR	<u>\$ 10,917,566</u>	<u>\$ 10,872,989</u>	<u>\$ (44,577)</u>

See accompanying Notes to Financial Statements.

**DENVER REGIONAL COUNCIL OF GOVERNMENTS
NOTES TO FINANCIAL STATEMENTS
DECEMBER 31, 2020**

NOTE 1 SUMMARY OF SIGNIFICANT ACCOUNTING POLICIES

The accompanying financial statements have been prepared in accordance with generally accepted accounting principles applicable to governmental units. A summary of the Denver Regional Council of Governments' (DRCOG) significant accounting policies consistently applied in the preparation of these financial statements follows.

Definition of Reporting Entity

DRCOG is a mechanism for uniting intergovernmental planning, policy making and action. It is a blend of 59 local governments in the Denver region into a single agency. Formed in 1955 as the Inter-County Regional Planning Association, DRCOG is a voluntary association of city and county governments within the nine county state planning and management region. The members include Adams, Arapahoe, Boulder, Clear Creek, Douglas, Gilpin, and Jefferson counties, the City and County of Denver, the City and County of Broomfield and 50 municipalities.

The functions for DRCOG include:

- Promoting regional cooperation
- Coordinating between local governments
- Resolving common problems
- Performing regional planning
- Encouraging orderly development
- Providing services to members

DRCOG follows the Governmental Accounting Standards Board (GASB) accounting pronouncements which provide guidance for determining which governmental activities, organization and functions should be included within the financial reporting entity. GASB pronouncements set forth the financial accountability of a governmental organization's elected governing body as the basic criterion for including a possible component governmental organization in a primary government's legal entity. Financial accountability includes, but is not limited to, appointment of a voting majority of the organization's governing body, ability to impose its will on the organization, a potential for the organization to provide specific financial benefits or burdens and fiscal dependency.

Based upon the application of these criteria, no additional organizations are included within DRCOG's reporting entity.

Government-Wide and Fund Financial Statements

The government-wide financial statements (i.e., the Statement of Net Position and Statement of Activities) report information on all activities of the government. Governmental activities are supported mainly by membership dues and intergovernmental revenues.

**DENVER REGIONAL COUNCIL OF GOVERNMENTS
NOTES TO FINANCIAL STATEMENTS
DECEMBER 31, 2020**

NOTE 1 SUMMARY OF SIGNIFICANT ACCOUNTING POLICIES (CONTINUED)

Government-Wide and Fund Financial Statements (Continued)

The statement of activities demonstrates the degree to which the direct expenses of a given function or segment are offset by program revenues. Direct expenses are those that are clearly identifiable with a specific function or segment. Program revenues include: 1) charges to customers or applicants who purchase, use, or directly benefit from goods, services or privileges provided by a given function or segment; and 2) grants and contributions that are restricted to meeting the operational or capital requirements of a particular function or segment. Items not properly included among program revenues are reported instead as general revenues.

Measurement Focus, Basis of Accounting and Financial Statement Presentation

The government-wide financial statements are reported using the economic resources measurement focus and the accrual basis of accounting. Revenues are recorded when earned and expenses are recorded when a liability is incurred, regardless of the timing of related cash flows. Grants and similar items are recognized as revenue as soon as all eligibility requirements imposed by the provider have been met.

Governmental fund financial statements are reported using the current financial resources measurement focus and the modified accrual basis of accounting. Revenues are recognized as soon as they are both measurable and available. Revenues are considered to be available when they are collectible within the current period or soon enough thereafter to pay liabilities of the current period. For this purpose, the government considers revenues to be available if they are collected within 90 days of the end of the current fiscal period. The major sources of revenue susceptible to accrual are grants. Expenditures generally are recorded when a liability is incurred, as under accrual accounting. However, expenditures related to compensated absences are recorded only when payment is due.

DRCOG reports the following major governmental fund:

The General Fund is the operating fund of DRCOG. It accounts for all of its financial resources.

When both restricted and unrestricted resources are available for use, it is DRCOG's policy to use restricted resources first, then unrestricted resources as they are needed.

Cash and Investments

DRCOG pools cash resources of its various projects in order to facilitate the management of cash. Cash is pooled in interest-bearing accounts. Cash applicable to a particular project is readily identifiable. The balance in the pooled cash accounts is available to meet current operating requirements.

Investments for DRCOG are reported at fair value and amortized costs as reported in Note 2. The fair value is determined by the closing trading value of the investment at year-end. Fair values were based on quoted market rates as of December 31, 2020.

Contract Receivables

Contract receivables are mainly grant receivables from federal and state governments and include amounts due from grantors at the time reimbursable project costs are incurred.

**DENVER REGIONAL COUNCIL OF GOVERNMENTS
NOTES TO FINANCIAL STATEMENTS
DECEMBER 31, 2020**

NOTE 1 SUMMARY OF SIGNIFICANT ACCOUNTING POLICIES (CONTINUED)

Accounts Receivables

Receivables are reported at their gross value and, where appropriate, are reduced by the estimated portion that is expected to be uncollectible.

Prepaid Assets

Certain payments to vendors reflect costs applicable to future accounting periods and are recorded as prepaid items in both the government-wide and fund financial statements. DRCOG did not have any prepaid items as of December 31, 2020.

Capital Assets

Capital assets, which include furniture, fixtures and equipment, are reported in the governmental activities column in the government-wide financial statements. Capital assets are defined by DRCOG as assets with an initial, individual cost of more than \$5,000. Such assets are recorded at historical cost or estimated historical cost if purchased or constructed. Donated capital assets are recorded at acquisition value on the date of donation.

The cost of normal maintenance and repairs that do not add to the value of the assets or materially extend assets lives are not capitalized.

Furniture, fixtures, equipment and vehicles of DRCOG are depreciated using the straight-line method over the following estimated useful lives:

Assets	7 years
Furniture and Fixtures	10 years
Equipment	4 – 5 years
Vehicles	7 years

Unearned Revenue

Unearned revenues are those where asset recognition criteria have been met, but for which revenue recognition criteria have not been met.

Long-Term Obligations

In the government-wide financial statements, long-term obligations are reported as liabilities in the governmental activities statement of net position. Acquisitions under capital leases are reported as other financing sources.

Deferred Inflows of Resources

In addition to liabilities, the statement of net position will sometimes report a separate section for deferred inflows of resources. This separate statement element, deferred inflows of resources, represents an acquisition of net position that applies to a future period(s) and so will not be recognized as an inflow of resources (revenue) until that time.

**DENVER REGIONAL COUNCIL OF GOVERNMENTS
NOTES TO FINANCIAL STATEMENTS
DECEMBER 31, 2020**

NOTE 1 SUMMARY OF SIGNIFICANT ACCOUNTING POLICIES (CONTINUED)

Compensated Absences

Vested amounts are those which accrue to the employee even if the employee terminates. Leave vests with the employees to various maximum amounts, based on lengths of employment from less than one year to twenty years. A liability for these amounts is reported in governmental funds only if they have matured, for example, as a result of employee resignations and retirements.

Net Position and Fund Balance

Net Position

The government-wide financial statements utilize a net position presentation. Net position is categorized as investment in capital assets and unrestricted.

Investment in capital assets is intended to reflect the portion of net position that is associated with non-liquid, capital assets.

Unrestricted Net Position represents assets that do not have any third party limitations on their use.

Fund Balances

Generally, fund balance represents the difference between the current assets and current liabilities. In the fund financial statements, governmental funds report fund balance classifications that comprise a hierarchy based primarily on the extent to which DRCOG is bound to honor constraints on the specific purposes for which amounts in those funds can be spent.

The following classifications describe the relative strength of the spending constraints:

Nonspendable - Fund balances are reported as non-spendable when amounts cannot be spent because they are either (a) not in spendable form (i.e., items that are not expected to be converted to cash) or (b) legally or contractually required to be maintained intact.

Restricted fund balance - amounts constrained to specific purposes by their providers (such as grantors and higher levels of government), through constitutional provisions, or by enabling legislation.

Committed - amounts that can be used only for specific purposes determined by a formal action of the Board of Directors of DRCOG. The Board of Directors is the highest level of decision-making authority for DRCOG. Commitments may be established, modified or rescinded only through resolutions approved by the Board of Directors.

Assigned - Fund balances are reported as assigned when amounts are constrained by the *intent* to be used for specific purposes, but are neither restricted nor committed. Under DRCOG's policy, the Executive Director may assign amounts for specific purposes.

**DENVER REGIONAL COUNCIL OF GOVERNMENTS
NOTES TO FINANCIAL STATEMENTS
DECEMBER 31, 2020**

NOTE 1 SUMMARY OF SIGNIFICANT ACCOUNTING POLICIES (CONTINUED)

Fund Balances (Continued)

DRCOG reports the following assigned fund balances:

	Balance 12/31/2019	Additions/ Deletions	Balance 12/31/2020
Denver Regional Aerial Photography Program (DRAPP)	\$ 942,183	\$ 177,549	\$ 1,119,732
Vanpool	598,701	-	598,701
Way to Go	1,538,314	138,507	1,676,821
	<u>\$ 3,079,198</u>	<u>\$ 316,056</u>	<u>\$ 3,395,254</u>

Program assigned amounts were accumulated from excess revenues over expenditures for these respective programs. DRCOG assigns these excess revenues to be spent in the programs in which they were accumulated.

Unassigned - Fund balances are reported as unassigned as the residual amount when the balances do not meet any of the above criterion. Through resolution, the Finance and Budget Committee of the Board of Directors has adopted a financial standard maintaining a fund balance equal to three months' expenditures. At December 31, 2020, this percentage was 19.04 percent.

Flow Assumptions - When both restricted and unrestricted amounts of fund balance are available for use for expenditures incurred, it is DRCOG's policy to use restricted amounts first and then unrestricted amounts as they are needed. For unrestricted amounts of fund balance, it is DRCOG's policy to use fund balance in the following order:

- Committed
- Assigned
- Unassigned

Budget and Budgetary Accounting

Revenues and expenditures of the general fund are controlled by budgetary accounting to provide a sound basis for planning and management of DRCOG's programs. In November of the previous year, an annual budget is adopted by formal resolution. The budget is prepared on the same basis that is used for accounting purposes. Budget authority lapses at year-end.

Budgeted amounts reported in the accompanying required supplemental information are as originally adopted and as amended by the Finance and Budget Committee of the Board of Directors throughout the year. There were no budget amendments during the year.

In-Kind Service Contributions

Contributed services performed by various contracting parties on assisted projects are valued at cost to the contracting party as of the date the services are performed. Equal amounts of revenue and expenditures are recorded to reflect these contributions.

Assisted Projects

All grants and contracts awarded to DRCOG are referred to as assisted projects. Records are maintained whereby expenditures incurred are recorded in separate project accounts in the general fund.

**DENVER REGIONAL COUNCIL OF GOVERNMENTS
NOTES TO FINANCIAL STATEMENTS
DECEMBER 31, 2020**

NOTE 1 SUMMARY OF SIGNIFICANT ACCOUNTING POLICIES (CONTINUED)

Indirect Costs

DRCOG allocates indirect costs to assisted projects in accordance with Uniform Grant Guidance. Actual expenditures specifically identifiable with individual grants are charged directly to those grants. Indirect costs necessary to sustain overall operations are allocated as a percentage of total direct labor costs charged to the projects.

Restatement of Net Position and Fund Balance

During 2019, DRCOG determined that the book balance for the cash payroll account was understated due to an entry which should have posted to 2019. This restated the beginning net position of governmental activities in the Government Wide Statement of Activities and the beginning fund balance in the Statement of Revenues, Expenditures and Changes in Fund Balance by decreasing the amount as of January 1, 2020, by \$202,436. The details of this adjustment are as follows:

	Net Position	Fund Balance
Beginning Balance, as previously reported, at January 1, 2020	\$ 8,676,836	\$ 9,190,820
Decrease of cash correction	202,436	202,436
Balance, January 1, 2020, as restated	\$ 8,474,400	\$ 8,988,384

NOTE 2 DEPOSITS AND INVESTMENTS

DRCOG is governed by the deposit and investment limitations of state law. Deposits and investments held at December 31, 2020 are reported as follows:

Cash	\$ 3,521,097
Cash Equivalents	39,699
Investments	3,786,008
Total Cash and Investments	\$ 7,346,804

Deposits

Custodial credit risk – deposits:

Custodial risk for deposits is the risk that, in the event of a failure of a depository financial institution, DRCOG will not be able to recover its deposits or will not be able to recover collateral securities that are in possession of an outside party. DRCOG's deposit policy is in accordance with CRS 11-10.5-101, the Colorado Public Deposit Protection Act (PDPA), which governs investment of public funds. PDPA requires that all units of local government deposit cash in eligible public depositories. State regulators determine eligibility. Amounts on deposit in excess of federal insurance levels (\$250,000) must be collateralized. The eligible collateral is determined by the PDPA. PDPA allows the institution to create a single collateral pool for all public funds. The pool for all the uninsured public deposits as a group is to be maintained by another institution or held in trust. The market value of the collateral must be at least equal to 102% of the aggregate uninsured deposits. The institution's internal records identify the collateral by depositor and as such, these deposits are considered to be uninsured but collateralized. The State Regulatory Commissions for banks

**DENVER REGIONAL COUNCIL OF GOVERNMENTS
NOTES TO FINANCIAL STATEMENTS
DECEMBER 31, 2020**

NOTE 2 DEPOSITS AND INVESTMENTS (CONTINUED)

Custodial credit risk – deposits (Continued):

and financial services are required by statute to monitor the naming of eligible depositories and reporting of the uninsured deposits and assets maintained in the collateral pools. At December 31, 2020, DRCOG’s deposits amounting to \$3,521,097 were insured by federal depository insurance or collateralized with securities held by third parties in DRCOG’s name, and consequently were not exposed to custodial credit risk.

Investments

DRCOG’s investment policy limits investment maturities as a means of managing its exposure to fair value losses arising from increasing interest rates. Maturities of investments held at December 31, 2020, are provided in the schedule below and are tiered to mature at intervals within a five year maximum range.

Investment Credit Risk

This is the risk that an issuer of an investment will not fulfill its obligation to the holder of the investment. This is measured by the assignment of a rating by a nationally recognized statistical rating organization. Debt securities of the U.S. government and obligations of U.S. government agencies that are explicitly guaranteed by the U.S. government are not considered to have credit risk.

DRCOG’s investment policy follows state statutes (C.R.S. 24-75-601 through 24-75-603) which limit its investment choices as follows:

- Obligations of the United States, certain U.S. government agency securities and securities of the World Bank
- General obligation and revenue bonds of US local government entities
- Certain certificates of participation
- Certain securities lending agreements
- Bankers' acceptances of certain banks
- Commercial paper
- Written repurchase agreements and certain reverse repurchase agreements collateralized by certain authorized securities
- Certain money market funds
- Guaranteed investment contracts
- Local government investment pools

Presented below are the investments held by DRCOG and the actual ratings as of December 31, 2020 for each investment type.

Issuer:	Rating ⁽¹⁾	Fair Value	Investment Portfolio
US Treasury	Aaa	\$ 2,180,955	58%
Federal Home Loan Bank	Aaa	301,311	8%
Fannie Mae	Not Rated	749,137	20%
Mutual Fund	Not Rated	554,605	15%
Total Investments		<u>\$ 3,786,008</u>	

**DENVER REGIONAL COUNCIL OF GOVERNMENTS
NOTES TO FINANCIAL STATEMENTS
DECEMBER 31, 2020**

NOTE 2 DEPOSITS AND INVESTMENTS (CONTINUED)

Interest Rate Risk

Changes in market interest rates could adversely affect the fair value of an investment. Generally, the longer the maturity of an investment, the greater the sensitivity of its fair value to changes in market rates. The schedule below indicates the interest rate risk of DRCOG's investments at December 31, 2020

Issuer:	Fair Value	Investment Maturities (In Years)			
		< 1	1-5	6-10	> 10
US Treasury	\$2,180,955	\$ 622,041	\$ 1,367,666	\$ 117,489	\$ 73,759
Federal Home Loan Bank	301,311	-	279,927	21,384	-
Fannie Mae	749,137	-	-	12,319	736,818
Mutual Funds	554,605	554,605	-	-	-
	<u>\$3,786,008</u>	<u>\$ 1,176,646</u>	<u>\$ 1,647,593</u>	<u>\$ 151,192</u>	<u>\$ 810,577</u>

One of the ways DRCOG manages its exposure to interest rate risk is by purchasing a combination of shorter-term and longer-term investments and by timing cash flows from maturities so that a portion of the portfolio is maturing or coming close to maturity evenly over time as necessary to provide the cash flow and liquidity needed for operations.

Concentration of Credit Risk

Concentration of credit risk is the risk of a loss attributed to the magnitude of an entity's investment in a single issuer. DRCOG places no limit on the amount it may invest in any one issuer. However, it is the intent of DRCOG to diversify the investment instruments within the portfolio to avoid incurring unreasonable risks inherent in over investing in specific instruments, individual financial institutions or maturities.

Fair Value

DRCOG categorizes its fair value measurements within the fair value hierarchy established by GASB Statement No. 72. The hierarchy is based on the valuation inputs used to measure the fair value of the asset. Level 1 inputs are quoted prices in active markets for identical assets; Level 2 inputs are valued using a matrix pricing technique. Matrix pricing is used to value securities based on the securities' relationship to benchmark quoted process; Level 3 inputs are significant unobservable inputs. As of December 31, 2020, DRCOG had the following investments valued using the hierarchy described above.

Investment Type	12/31/2020	Fair Value Measurement Using		
		Level 1	Level 2	Level 3
US Treasury	\$ 2,180,955	\$ -	\$ 2,180,955	\$ -
Federal Home Loan Bank	301,311	-	301,311	-
Fannie Mae	749,137	-	749,137	-
Mutual Funds	554,605	-	554,605	-
Total Investments by Fair Value Level	<u>\$ 3,786,008</u>	<u>\$ -</u>	<u>\$ 3,786,008</u>	<u>\$ -</u>

**DENVER REGIONAL COUNCIL OF GOVERNMENTS
NOTES TO FINANCIAL STATEMENTS
DECEMBER 31, 2020**

NOTE 3 CAPITAL ASSETS

	Balance December 31, 2019	Additions	Dispositions	Balance December 31, 2020
<u>Governmental Activities</u>				
Depreciable Assets				
Furniture, Fixtures, and Equipment	\$ 74,369	\$ -	\$ -	\$ 74,369
Vehicles	24,002	-	-	24,002
Electronic Equipment and Software	425,692	-	-	425,692
Total Capital Assets Being Depreciated	524,063	-	-	524,063
Less Accumulated Depreciation				
Furniture, Fixtures, and Equipment	29,906	7,986	-	37,892
Vehicles	24,002	-	-	24,002
Electronic Equipment and Software	386,898	38,794	-	425,692
Total Accumulated Depreciation	440,806	46,780	-	487,586
Governmental Activities Capital Assets, Net	<u>\$ 83,257</u>	<u>\$ (46,780)</u>	<u>\$ -</u>	<u>\$ 36,477</u>

Depreciation expense was charged to functions/programs of DRCOG as follows:

Governmental Activities:

Contract and Project Administration	<u>\$ 46,780</u>
-------------------------------------	------------------

NOTE 4 LONG-TERM OBLIGATIONS

Long-term obligation activity for the year ended December 31, 2020 was as follows:

	Beginning Balance	Additions	Dispositions	Ending Balance	Current Portion
<u>Governmental Activities</u>					
Compensated Absences	<u>\$ 698,948</u>	<u>\$ 531,911</u>	<u>\$ 356,822</u>	<u>\$ 874,037</u>	<u>\$ 690,887</u>

NOTE 5 LEASE OBLIGATIONS

Operating Lease

In 2007, DRCOG entered into an office lease agreement for a term of ten and one-quarter years commencing December 2007 through March 2018. In August, 2012, the lease was amended in order to decrease base lease payments through March 2018 by approximately 10 percent and extended the lease term to March 31, 2021. In 2018, DRCOG entered into a sub-lease agreement for the remainder of the term. The sub-lease agreement began January 1, 2019 and extends through March 21, 2021. The amount expended during the year ended December 31, 2020 as lease payments was \$821,827.

In 2018, DRCOG entered into an office lease agreement for a term of fifteen years commencing June 2018 through May 2033. The first eighteen months of lease payments have been abated pursuant to the terms of the agreement. During 2018, DRCOG made a \$91,187 payment for a security deposit which is shown as a prepaid asset as of December 31, 2020.

**DENVER REGIONAL COUNCIL OF GOVERNMENTS
NOTES TO FINANCIAL STATEMENTS
DECEMBER 31, 2020**

NOTE 6 LEASE OBLIGATIONS (CONTINUED)

The following is a schedule of estimated annual lease payments as of December 31, 2020:

Year Ending December 31,	Minimum Lease Payments
2021	\$ 859,612
2022	665,438
2023	678,314
2024	691,189
2025	704,065
2026-2030	3,713,456
2031-2033	1,908,660
Total Minimum Lease Payments	\$ 9,220,733

NOTE 7 RETIREMENT PLAN

DRCOG provides pension benefits for all of its full-time employees through a single employer defined contribution plan under Section 401 of the Internal Revenue Code. The plan was established by the Council and is maintained and administered by the International City/County Managers Association Retirement Corporation (ICMA-RC). Plan provisions and contribution requirements may be amended by the Council. In a defined contribution plan, benefits depend solely on amounts contributed to the Plan, plus investment earnings.

Employees are required to participate after completing six months of service. For 2020, DRCOG made a contribution of 9% of each participant's compensation up to the Social Security base wages and 5.7% for compensation over the Social Security base wages. Participants are required to contribute 3% of compensation.

Contributions for each employee and interest allocated to the employee's account are vested as follows:

Years of Vesting Service	Percentage
Less Than 3	0
3	30
4	40
5	60
6	80
7 or More	100

DRCOG's contribution for, and interest forfeited by, employees who leave employment before full vesting occurs are used to reduce DRCOG's current period contribution requirement. During 2020, a total of \$1,512 were used to offset pension expense. During 2020, DRCOG's required, which equaled actual, contributions and employee contributions to the Plan, were \$721,108 and \$363,673, respectively.

**DENVER REGIONAL COUNCIL OF GOVERNMENTS
NOTES TO FINANCIAL STATEMENTS
DECEMBER 31, 2020**

NOTE 8 PARTICIPATING MEMBER DUES

Participating member dues in the amount of \$1,740,031 were received by DRCOG during the year ended December 31, 2020. The following represents the use of funds received:

Operations and Supported Projects	\$ 748,213
Matching Requirement for State-Assisted Projects	<u>991,818</u>
Total	<u><u>\$ 1,740,031</u></u>

NOTE 9 COMMITMENTS AND CONTINGENCIES

DRCOG administers numerous projects through grants awarded by various federal and state agencies. All projects are subject to audit by the granting agencies. A substantial amount of grant revenue has been awarded to sub-recipients. All grants are subject to final review and approval as to allowability by the respective grantor agencies. The amount, if any, of expenditures which may be disallowed by the granting agencies cannot be determined at this time, although DRCOG expects such amounts, if any, to be immaterial.

NOTE 10 RISK MANAGEMENT

DRCOG is exposed to various risks of loss related to torts, theft of, damage to, and destruction of assets, errors and omissions, injuries to employees, and natural disasters. DRCOG maintains commercial insurance for all risks of loss. Settled claims have not exceeded this commercial coverage in any of the past three fiscal years.

NOTE 11 STATE COMPLIANCE

TABOR Amendment - In November 1992, Colorado voters passed the TABOR Amendment (Amendment 1) to the State Constitution, which limits state and local government tax powers and imposes spending limitations. Fiscal year 1993 provides the basis for limits in future years to which may be applied allowable increases for inflation and other factors. Revenue received in excess of the limitations may be required to be refunded unless an electorate vote to retain the revenue is passed. The TABOR Amendment is subject to many interpretations, but the Council has a legal opinion that it is not a "local government" subject to TABOR in part because it has no authority to tax or to issue general obligation debt.



**INDEPENDENT AUDITORS' REPORT ON INTERNAL CONTROL OVER
FINANCIAL REPORTING AND ON COMPLIANCE AND OTHER MATTERS
BASED ON AN AUDIT OF FINANCIAL STATEMENTS PERFORMED IN
ACCORDANCE WITH *GOVERNMENT AUDITING STANDARDS***

Finance and Budget Committee of the Board of Directors
Denver Regional Council of Governments
Denver, Colorado

We have audited, in accordance with the auditing standards generally accepted in the United States of America and the standards applicable to financial audits contained in *Government Auditing Standards* issued by the Comptroller General of the United States, the financial statements of the governmental activities and the major fund of the Denver Regional Council of Governments, as of and for the year ended December 31, 2020, and the related notes to the financial statements, which collectively comprise Denver Regional Council of Governments' basic financial statements, and have issued our report thereon dated June 15, 2020.

Internal Control Over Financial Reporting

In planning and performing our audit of the financial statements, we considered Denver Regional Council of Governments' internal control over financial reporting (internal control) to determine the audit procedures that are appropriate in the circumstances for the purpose of expressing our opinions on the financial statements, but not for the purpose of expressing an opinion on the effectiveness of Denver Regional Council of Governments' internal control. Accordingly, we do not express an opinion on the effectiveness of Denver Regional Council of Governments' internal control.

A *deficiency in internal control* exists when the design or operation of a control does not allow management or employees, in the normal course of performing their assigned functions, to prevent, or detect and correct, misstatements on a timely basis. A *material weakness* is a deficiency, or a combination of deficiencies, in internal control, such that there is a reasonable possibility that a material misstatement of the entity's financial statements will not be prevented, or detected and corrected on a timely basis. A *significant deficiency* is a deficiency, or a combination of deficiencies, in internal control that is less severe than a material weakness, yet important enough to merit attention by those charged with governance.

Our consideration of internal control was for the limited purpose described in the first paragraph of this section and was not designed to identify all deficiencies in internal control that might be material weaknesses or significant deficiencies and therefore, material weaknesses or significant deficiencies may exist that have not been identified. Given these limitations, during our audit we did not identify any deficiencies in internal control that we consider to be material weaknesses. We did identify certain deficiencies in internal control, described in the accompanying schedule of findings and questioned costs that we consider to be a significant deficiency as item 2020-001.

Compliance and Other Matters

As part of obtaining reasonable assurance about whether Denver Regional Council of Governments' financial statements are free from material misstatement, we performed tests of its compliance with certain provisions of laws, regulations, contracts, and grant agreements, noncompliance with which could have a direct and material effect on the determination of financial statement amounts. However, providing an opinion on compliance with those provisions was not an objective of our audit, and accordingly, we do not express such an opinion. The results of our tests disclosed no instances of noncompliance or other matters that are required to be reported under *Government Auditing Standards*.

Denver Regional Council of Governments' Response to Findings

Denver Regional Council of Governments' response to the findings identified in our audit is described in the accompanying schedule of findings and questioned costs. Denver Regional Council of Governments' response was not subjected to the auditing procedures applied in the audit of the financial statements and, accordingly, we express no opinion on it.

Purpose of this Report

The purpose of this report is solely to describe the scope of our testing of internal control and compliance and the results of that testing, and not to provide an opinion on the effectiveness of the entity's internal control or on compliance. This report is an integral part of an audit performed in accordance with *Government Auditing Standards* in considering the entity's internal control and compliance. Accordingly, this communication is not suitable for any other purpose.



CliftonLarsonAllen LLP

Broomfield, Colorado
April 6, 2021



INDEPENDENT AUDITORS' REPORT ON COMPLIANCE FOR EACH MAJOR FEDERAL PROGRAM AND REPORT ON INTERNAL CONTROL OVER COMPLIANCE REQUIRED BY THE UNIFORM GUIDANCE

Finance and Budget Committee of the Board of Directors
Denver Regional Council of Governments
Denver, Colorado

Report on Compliance for Each Major Federal Program

We have audited Denver Regional Council of Governments' compliance with the types of compliance requirements described in the *OMB Compliance Supplement* that could have a direct and material effect on each of Denver Regional Council of Governments' major federal programs for the year ended December 31, 2020. Denver Regional Council of Governments' major federal programs are identified in the summary of auditors' results section of the accompanying schedule of findings and questioned costs.

Management's Responsibility

Management is responsible for compliance with federal statutes, regulations, and the terms and conditions of its federal awards applicable to its federal programs.

Auditors' Responsibility

Our responsibility is to express an opinion on compliance for each of Denver Regional Council of Governments' major federal programs based on our audit of the types of compliance requirements referred to above. We conducted our audit of compliance in accordance with auditing standards generally accepted in the United States of America; the standards applicable to financial audits contained in *Government Auditing Standards*, issued by the Comptroller General of the United States; and the audit requirements of Title 2 U.S. *Code of Federal Regulations* Part 200, *Uniform Administrative Requirements, Cost Principles, and Audit Requirements for Federal Awards* (Uniform Guidance). Those standards and the Uniform Guidance require that we plan and perform the audit to obtain reasonable assurance about whether noncompliance with the types of compliance requirements referred to above that could have a direct and material effect on a major federal program occurred. An audit includes examining, on a test basis, evidence about Denver Regional Council of Governments' compliance with those requirements and performing such other procedures as we considered necessary in the circumstances.

We believe that our audit provides a reasonable basis for our opinion on compliance for each major federal program. However, our audit does not provide a legal determination of Denver Regional Council of Governments' compliance.

Opinion on Each Major Federal Program

In our opinion, the Denver Regional Council of Governments complied, in all material respects, with the types of compliance requirements referred to above that could have a direct and material effect on each of its major federal programs for the year ended December 31, 2020.

Report on Internal Control Over Compliance

Management of Denver Regional Council of Governments is responsible for establishing and maintaining effective internal control over compliance with the types of compliance requirements referred to above. In planning and performing our audit of compliance, we considered Denver Regional Council of Governments' internal control over compliance with the types of requirements that could have a direct and material effect on each major federal program to determine the auditing procedures that are appropriate in the circumstances for the purpose of expressing an opinion on compliance for each major federal program and to test and report on internal control over compliance in accordance with the Uniform Guidance, but not for the purpose of expressing an opinion on the effectiveness of internal control over compliance. Accordingly, we do not express an opinion on the effectiveness of Denver Regional Council of Governments' internal control over compliance.

A deficiency in internal control over compliance exists when the design or operation of a control over compliance does not allow management or employees, in the normal course of performing their assigned functions, to prevent, or detect and correct, noncompliance with a type of compliance requirement of a federal program on a timely basis. *A material weakness in internal control over compliance* is a deficiency, or a combination of deficiencies, in internal control over compliance, such that there is a reasonable possibility that material noncompliance with a type of compliance requirement of a federal program will not be prevented, or detected and corrected, on a timely basis. *A significant deficiency in internal control over compliance* is a deficiency, or a combination of deficiencies, in internal control over compliance with a type of compliance requirement of a federal program that is less severe than a material weakness in internal control over compliance, yet important enough to merit attention by those charged with governance.

Our consideration of internal control over compliance was for the limited purpose described in the first paragraph of this section and was not designed to identify all deficiencies in internal control over compliance that might be material weaknesses or significant deficiencies. We did not identify any deficiencies in internal control over compliance that we consider to be material weaknesses. However, material weaknesses may exist that have not been identified.

The purpose of this report on internal control over compliance is solely to describe the scope of our testing of internal control over compliance and the results of that testing based on the requirements of the Uniform Guidance. Accordingly, this report is not suitable for any other purpose.



CliftonLarsonAllen LLP

Broomfield, Colorado
April 6, 2021

**DENVER REGIONAL COUNCIL OF GOVERNMENTS
SCHEDULE OF EXPENDITURES OF FEDERAL AWARDS
DECEMBER 31, 2020**

Federal Grantor / Pass-Through Grantor / Program or Cluster Title	Federal CFDA Number	Pass-Through Entity Identifying Number	Passed Through to Subrecipients	Expenditures
Department of Transportation				
Federal Highway Administration				
<i>Colorado Department of Transportation</i>				
Highway Planning and Construction	20.205	None provided	\$ -	\$ 7,474,830
Total Federal Highway Administration			-	7,474,830
Federal Transit Administration				
<i>Regional Transportation District</i>				
Integrated Regional Model	20.507	None provided	-	353,482
<i>Total Regional Transportation District</i>			-	353,482
<i>Colorado Department of Transportation</i>				
State Planning and Research	20.515	None provided	-	2,838
<i>Total Colorado Department of Transportation</i>			-	2,838
Total Federal Transit Administration			-	356,319
Total Department of Transportation			-	7,831,150
Department of Health and Human Services				
Accountable Health Communities	93.650	None Provided	-	1,126,697
<i>Total Direct Department of Health and Human Services</i>			-	1,126,697
<i>Colorado Department of Human Services</i>				
<i>Special Program for the Aging</i>				
Title VII, Elder Abuse	93.041	See Note 3	-	19,772
Title VII, LTC Ombudsman	93.042	See Note 3	-	213,910
Title III, Part D	93.043	See Note 3	113,187	113,187
Title III, Admin	93.044	See Note 3		1,264,599
Title III, Part B	93.044	See Note 3	1,270,697	1,606,016
	93.044	Subtotal		2,870,614
Title III, Part C-1	93.045	See Note 3	681,663	1,208,468
Title III, Part C-2	93.045	See Note 3	3,140,137	4,231,588
	93.045	Subtotal		5,440,055
Nutrition Services Incentive Program	93.053	See Note 3	614,920	614,920
Total Aging Cluster			5,707,417	8,925,590
Title III, Part E	93.052	See Note 3	686,197	686,197
Older Adult Refugee Assistance	93.576	See Note 3	-	91,466
Title II & IV, ADRC	93.048	See Note 3	-	120,489
<i>Colorado Department of Regulatory Agencies</i>				
HHS Medicare Enrollment Assistance	93.071	None Provided	-	262,742
<i>Total Colorado Department of Regulatory Agencies</i>			-	262,742
Total Department of Health and Human Services			6,506,801	11,560,049
Total Federal Financial Assistance			\$ 6,506,801	\$ 19,391,199

See accompanying Notes to Schedule of Expenditures of Federal Awards..

**DENVER REGIONAL COUNCIL OF GOVERNMENTS
NOTES TO SCHEDULE OF EXPENDITURES OF FEDERAL AWARDS
DECEMBER 31, 2020**

NOTE 1 BASIS OF PRESENTATION

The accompanying schedule of expenditures of federal awards (the "Schedule") includes the federal award activity of Denver Regional Council of Governments (DRCOG) under programs of the federal government for the year ended December 31, 2020. In the accompanying schedule of expenditures of federal awards, award revenues and expenditures have been prepared in accordance with the requirements of 2 CFR Part 200, *Uniform Administrative Requirements, Cost Principles, and Audit Requirements for Federal Awards (Uniform Guidance)*. Because the Schedule presents only a selected portion of the operations of DRCOG, it is not intended to and does not present the financial position, changes in net position, or cash flows of DRCOG.

NOTE 2 SUMMARY OF SIGNIFICANT ACCOUNTING POLICIES

Revenue from federal awards is recognized when DRCOG has done everything necessary to establish its right to revenue. For governmental funds, revenue from federal grants is recognized when it becomes both measurable and available. Expenditures of federal awards are recognized in the accounting period when the liability is incurred. Such expenditures are recognized following the cost principles contained in the Uniform Guidance, wherein certain types of expenditures are not allowable or are limited as to reimbursement. DRCOG has elected to not use the 10-percent de minimis indirect cost rate as allowed under the Uniform Guidance.

NOTE 3 PASS-THROUGH ENTITY AND IDENTIFYING NUMBERS

DRCOG had federal pass-through revenues and expenditures of \$6,506,801 during the year. The pass-through award numbers for the Aging programs were OAA No. 15AACOT3SS; 15AACOT3CM; 15AACOT3HD; 15AACOT3PH; 15AACOT3FC; 15AACOT7EA; 15AACOT7OM; and State Funding For Senior Services.

**DENVER REGIONAL COUNCIL OF GOVERNMENTS
SCHEDULE OF FINADINGS AND QUESTIONED COSTS
YEAR ENDED DECEMBER 31, 2020**

Section I – Summary of Auditors’ Results

Financial Statements

1. Type of auditors’ report issued: Unmodified
2. Internal control over financial reporting:
- Material weakness(es) identified? _____ yes _____ x _____ no
 - Significant deficiency(ies) identified? _____ x _____ yes _____ none reported
3. Noncompliance material to financial statements noted? _____ yes _____ x _____ no

Federal Awards

1. Internal control over major federal programs:
- Material weakness(es) identified? _____ yes _____ x _____ no
 - Significant deficiency(ies) identified? _____ yes _____ x _____ none reported
2. Type of auditors’ report issued on compliance for major federal programs: Unmodified
3. Any audit findings disclosed that are required to be reported in accordance with 2 CFR 200.516(a)? _____ yes _____ x _____ no

Identification of Major Federal Programs

CFDA Number(s)

93.044, 93.045, 93.053
93.650

Name of Federal Program or Cluster

Aging Cluster
Accountable Health Communities

Dollar threshold used to distinguish between Type A and Type B programs:

\$ 750,000

Auditee qualified as low-risk auditee?

_____ yes _____ x _____ no

**DENVER REGIONAL COUNCIL OF GOVERNMENTS
SCHEDULE OF FINADINGS AND QUESTIONED COSTS
YEAR ENDED DECEMBER 31, 2020**

Section II – Financial Statement Findings

2020-001

Type of Finding:

- Significant Deficiency in Internal Control over Financial Reporting

Condition: During audit procedures, it was noted that account reconciliations did not capture all year end accruals for the fiscal year.

Criteria: Management should be reconciling financial information periodically in accordance with internal control policies and procedures.

Context:

- A. During work performed over cash, it was noted that the payroll cash account had an unreconciled balance on the trial balance relating to on-going discrepancies from prior years. This resulted in the a prior period restatement which decreased beginning fund balance by \$202,436.
- B. During work performed over investments, it was noted that interest income was not being calculated properly. This resulted in an audit adjustment of \$198,713 to the investments balance and unrealized gain/loss.
- C. During work performed over accounts payable, it was noted that expenses relating to FY21 were improperly included in the AP balance as of December 31, 2020. This resulted in an audit adjustment of \$130,408 to accounts payable.
- D. During work performed over accrued payroll, it was noted that the year-end liability was understated. This resulted in an audit adjustment of \$145,351 to accrued payroll.
- E. During work performed over cash, it was noted that the withdrawal for payroll taxes from the bank account was not reflected in the trial balance. This resulted in an audit adjustment of \$103,971 to cash.
- F. During work performed over revenues, it was noted that several items were improperly included in the revenue balances. This resulted in audit adjustments of \$73,278 and \$69,837 to revenue.

Cause: Year- end balance sheet reconciliations did not capture all of the year end accruals.

Effect: Audit adjustments were proposed throughout the audit. Overall net impact on the financial statements were adjustments to assets, liabilities, fund balance, revenues, and expenses.

Repeat Finding: This is a repeat of a finding in the immediate prior year. Prior year finding number was 2019-001.

**DENVER REGIONAL COUNCIL OF GOVERNMENTS
SCHEDULE OF FINDINGS AND QUESTIONED COSTS
YEAR ENDED DECEMBER 31, 2020**

Recommendation: We recommend management implement procedures and controls to enhance year-end balance sheet reconciliations to ensure that all fiscal year activity is captured.

Views of responsible officials and planned corrective actions:

- A. The Agency is in agreement with this finding and there resulting adjustment. The on-going variance traced back several years and preceded the current accounting staff which caused difficulty in reconciling the balances. As the on-going variance is now resolved, DRCOG will be able to reconcile the payroll cash account on monthly basis going forward.
- B. The agency is in agreement with this finding. The error was due to an error in the investment tracking spreadsheet and will be fixed moving forward.
- C. The agency is in agreement that these are FY21 expenses and should be excluded from FY20.
- D. The agency is in agreement that the liability balance was understated. DRCOG agrees with the audit adjustment proposed by CLA to correct this.
- E. The agency is in agreement that the payroll tax payment should be posted to FY20 cash activity.
- F. The agency is in agreement that the revenue balance was improperly stated. DRCOG agrees with the audit adjustment proposed by CLA to correct this.

**DENVER REGIONAL COUNCIL OF GOVERNMENTS
SCHEDULE OF FINDINGS AND QUESTIONED COSTS
YEAR ENDED DECEMBER 31, 2020**

Section III – Findings and Questioned Costs – Major Federal Programs

Our audit did not disclose any matters required to be reported in accordance with 2 CFR 200.516(a).

Section IV – Prior Year Findings

FINDINGS – FINANCIAL STATEMENT AUDIT

2019-001 Internal Control of Financial Reporting

Condition: During audit procedures, it was noted account balances are not being reconciled on a periodic basis.

Status: See current year finding 2020-001.

Reason for finding's recurrence: Reconciliations of accounts are not being conducted on a periodic basis.

Corrective Action: Action taken in response to prior year finding: DRCOG is making the investment to fix the known issues with our accounting system so that regular reconciliation of all balance sheet accounts is attainable and effective going forward.

FINDINGS— FEDERAL AWARD PROGRAMS AUDITS

There were no federal award program audit findings in the prior year.